

# NEW SHOPSMITH WITH EXTRA FEATURES

Five Power Tools in One... Each Unit a Practical Single Purpose Tool

COMPLETE PRECISION-BUILT HOME WORKSHOP WITH MANY NEW FEATURES—SOLD WITH OR WITHOUT MOTOR

Large capacity power workshop with many new features. One rugged, compact unit—fits in basement, utility room or garage corner. Because Shopsmith is so versatile, it gives you everything you need to do the job you want to do. Quick, easy changeover from Bench Saw to Vertical or Horizontal Drill Press, Lathe or Disc Sander—accommodates all standard accessories. A man sized tool—not a toy. Unit with motor actually weighs 205 lbs. and is nearly five feet long... yet fits in space only 18 by 60 in. New features added to the Shopsmith include the following: (1) Built-in micro table raising mechanism—arm quickly positioned for micro-adjustment of table height—ball and crank adjustment. (2) Cast-iron extension table bracket slides in channel milled in tailstock—secured with one knob and stud screw. (3) Pressure cast-metal ribbed table extension—has fence bar in front so fence can be quickly secured and locked in any position. (4) Fence has back lock and depth of cut scale engraved on side. Has built-in hole and set screw for simplified mortising hold-down. (5) Large miter gauge with automatic spring stops in all critical settings—slots permit quick insertion or removal of extension. (6) Lathe tailstock has floating sleeve for cup center—provides positive alignment of cup and drive center. (7) Tailstock can be inverted on end of ways so extension table can be used for horizontal drilling. (8) Adjustable depth stroke scale combined with spring housing—can be quickly set at zero in any quill position. (9) Trunnion has spring loaded stop for easy table tilting—stops at 0, 45 and 90°.

In each of its five uses Shopsmith has equal or greater capacity than most single purpose tools—and one motor drives all five tools! Adaptable to drum sanding, shaping, routing, jig sawing, buffing, mortising, grinding, dadoing and flexible shaft work when used with the proper accessories. Will do a wide range of production and maintenance work in home workshops, furniture and cabinet making, training shops, etc. Easily mounted on stationary bench or portable truck. 1 3/4-in. diameter tubular steel ways. Heavy-duty cast-iron headstock, frame and carriage. Shopsmith does the work of the five following tools:

**8-IN. BENCH SAW** (shown in (A) at right). Has an effective table width of 56 in. when used with extension. Machined cast-aluminum ribbed table 14 1/2 x 17 in.—tilts up to 45°. Removable ribbed soft metal saw insert. Extension mounted on tailstock may be used to increase distance between blade and fence to 48 in. Machined cast-aluminum rip fence and miter gauge may be used on either side of blade. Miter gauge graduated to 60° both directions. Max. depth of cut 2 1/4 in. Width of cut can be

controlled by micro-adjustment of quill in addition to fence. Blade guard, splitter, 8-inch comb, crosscut-rip blade.

**DISC SANDER** (shown (B) at right). 12-in. diam. pressure cast-aluminum disc. Miter gauge permits bevel sanding up to 60°. Use miter gauge and rip fence for accurate squaring and finishing. By using sanding disc at end of bed ways, operator can face work. Large adjustable table 14 1/2 x 17 in.—tilts to 45°. With one 12-inch diameter sanding sheet.

**WOOD LATHE** (shown in (C) at right). 15-inch swing over entire bed ways—4 in. more than usual heavy-duty lathes. Distance between centers, 33 in. Cast-iron headstock, tailstock. Adjustable cast-iron tool rest slides with fingertip pressure, locks in any position. Quill feed 4 in. Operator can face work while face plate and chuck are turning. Speed adjustable from 800 to 3600 R.P.M. Spur and cup center included.

**VERTICAL DRILL PRESS** (shown in (D) at right). Drills to center of 15-in. circle. Jacobs key chuck fits on 5/8-inch diameter spindle—takes straight shank drills from 5/64 to 1/2-inch diameter. 4-inch spindle feed lever fits on either side of driving head for right or left hand operation. Rugged six-splined spindle has induction hardened tip. Spindle floats on four grease-sealed ball bearings. Maximum distance from table to chuck 27 inches. Large cast-aluminum tilting work table, 14 1/2 x 17 inches is permanently centered. Locks in vertical position with positive screw lock. Speed adjustable from 800 to 3600 R.P.M.

**HORIZONTAL DRILL PRESS** (shown in (E) at right). Only with Shopsmith is it possible to perform this highly useful function. Has same specifications as vertical drill press. Horizontal drill press eliminates restrictions on length of materials that may be worked—useful for doweling.

**SHOPSMITH INCLUDES ALL THESE ATTACHMENTS:** Table extension and bracket, saw guard and splitter, 8-in. combination crosscut-rip blade, adapter, 1/2-in. capacity Jacobs key chuck, 12-in. sanding disc, lathe spur and cup centers, tool rest, machined rip fence, miter gauge, 3-step "V" pulley, matching pulley for motor (fits 5/8-in. shaft), 38-in. "V" belt, bench blue print, parts list, instructions. Size overall in horizontal position 59x18x20 in.

84 KGP 3470F—Shopsmith without motor. Ship. wt. 200 lbs. See Price List

84 KGP 3471F—Shopsmith with specially designed 1/2-H.P. 115-volt, 60-cycle A.C. 1725-R.P.M. ball bearing capacitor motor, equipped with inverted end bells, cord and plug. Ship. wt. 235 lbs. . . . See Price List

## ACCESSORIES FOR MAKING YOUR SHOPSMITH MORE EFFICIENT . . . MORE VERSATILE

**1 SHOPSMITH BENCH ENDS.** Heavy-duty 16-ga. sheet steel. Make bench for Shopsmith by attaching ends to two 2x8-in. boards. 60 in. long (not included). Size 18 in. wide by 18 1/2 in. high. Smooth gray finish. With 4 steel braces, nuts, bolts, washers, instructions. 84 KGP 2987K—Ship. wt. 23 lbs. See Price List

**2 JIG SAW ATTACHMENT.** Add another major tool to the usefulness of your Shopsmith. Quickly attaches to headstock of all Shopsmiths. Cast-aluminum construction. Throat depth 18 in.—cuts to center of 36-inch circle. Max. thickness of cut 2 in. Driving unit has ball and Oilite bearings. Driven from spindle of Shopsmith. Use with Shopsmith table. Upper and lower chuck. Takes plain end blades. Lower chuck takes 1/4-in. shank files. 84 KGP 3452K—Ship. wt. 19 lbs. See Price List

**3 ALUMINUM SANDING DISC.** 12-in. diameter. Balanced to insure maximum efficiency. 84 KGP 2977—Wt. 2 lbs. 12 oz. . . See Price List

**4 DISC SANDING PAPER.** 12-in. diam. For above disc. Strong paper backing. In fine, medium or coarse grit, or assortment of six (3 fine, 2 med., 1 coarse grit sheets). State grit. 84 KGP 2978—Ship. wt. 1 lb. 4 oz. . . . See List

**5 TABLE INSERTS.** Ribbed, pressure cast aluminum. Fit on table. Wt. ea. 10 oz. 84 KGP 2994—No slot. For drill press. . . See List 84 KGP 2993—1-in. Dado slot. . . . See List

**6 FRONT TABLE EXTENSION.** Increases distance to 12 in. front of blade. Wt. 1 lb. 84 KGP 2981—Cast-aluminum. . . See Price List

**7 MITER GAUGE STOP RODS.** Use with miter gauge for duplicating cuts. Adj. 0 to 18 in. 84 KGP 2988—Ship. wt. 12 oz. . . See Price List

**8 9 FACE PLATES.** Cast-iron. Wts. 2, 3 lbs. 84 KGP 2983—6-in. diam. . . . See List 84 KGP 2982—3 3/4-in. diam. . . . See List

**10 SHOPSMITH SPEED CHANGER.** Provides infinite range of speeds from 425 to 6800 R.P.M. Permits rapid selection of speed for each operation. Can be adjusted while Shopsmith is running. Attaches to bed ways and headstock. Mount as idler pulley between motor, headstock. Floats on spindle. Speeds selected with ball crank handle and speed indicator. With speed chart. 84 KGP 2979K—Ship. wt. 5 lbs. 8 oz. . See List

**11 MORTISING HOLD-DOWN.** Secured to rip fence. Cast-iron, steel construction. Clamp fingers adjustable for varying thicknesses. Also use as jig for other operations. 84 KGP 3451—Ship. wt. 1 lb. 8 oz. See Price List

**REAR FENCE LOCK ASSEMBLY** (not shown). Use with (11). Fits old model 2985 (10-E) only. 84 KGP 3458K—Ship. wt. 1 lb. . See Price List

**12 MORTISING ATTACHMENT.** Can be used in either horizontal or vertical drill press to cut square holes for mortise, tenon joints. Machined cast iron. Attaches to quill. Use with Jacobs Chuck on Shopsmith or 3456 Router Arbor, Nos. 2552, 2553 Chisels and bits. 84 KGP 3450—Ship. wt. 2 lbs. 12 oz. . . See List

**13 SANDING DRUM.** Expanding rubber type. 2 5/8-in. diam. With one coarse grit sleeve. Extra sleeves (84KG2666) on Page 19. 84 KGP 2975—Ship. wt. 1 lb. 8 oz. See Price List

**14 ROUTER ARBOR OR CHUCK.** For routing, rotary planing. Use in place of Jacobs Chuck. Also used for small grinders, etc. 84 KGP 3456—5/16-in. Cap. Wt. 12 oz. See List 84 KGP 3457—1/2-in. Cap. Wt. 12 oz. . See List

**15 JOINTER-CUTTER.** For jointing stock up to 2 1/2 in. Use with jointer-shaper fence. Three removable cutter blades. Fits on spindle—use in vertical or horizontal position. Size overall 2 1/2 x 2 in. 84 KGP 3453—Ship. wt. 1 lb. 8 oz. . . See Price List

**16 CUP CENTER.** Heat-treated. No. 2 M.T. shank. 84 KGP 2989—Ship. wt. 8 oz. . . See Price List

**17 SHAPER ADAPTER ASSEMBLY.** Use with jointer-shaper fence for shaping in either horizontal or vertical position. Precision machined. Holds all standard cutters. Ship. wt. each, 8 oz. 84 KGP 3459—5/16-in. diam. shank. . See Price List 84 KGP 3460—1/2-in. diam. shank. . . See Price List

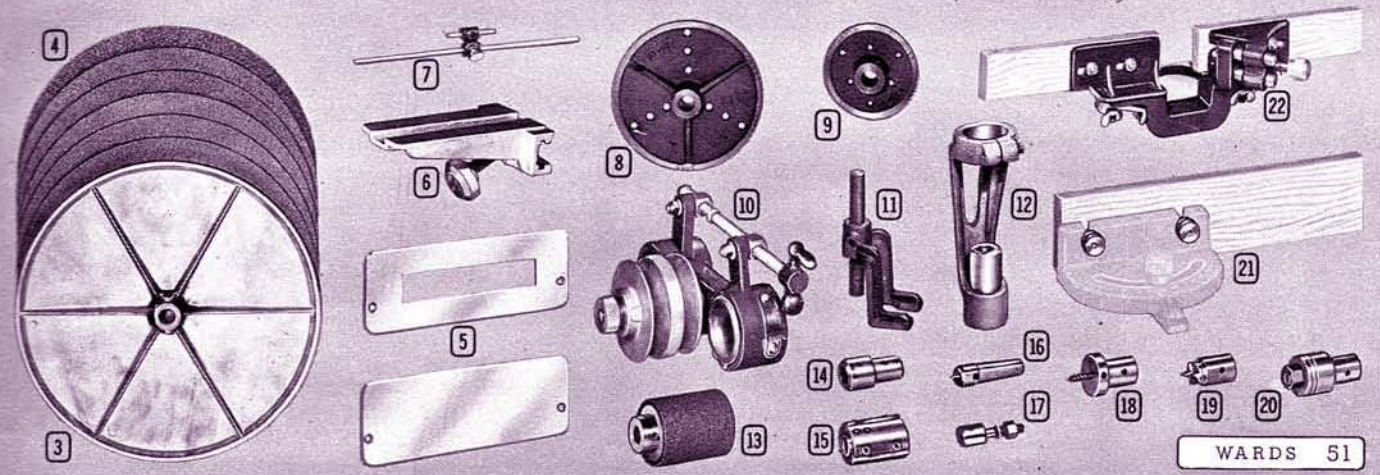

**18 SCREW CENTER.** For turning small pieces. Replace with any No. 14 wood screw. 84 KGP 2990—Ship. wt. 8 oz. . . . See Price List


**19 SPUR CENTER.** Precision machined. Hardened, heat-treated replaceable tip. 84 KGP 2991—Ship. wt. 8 oz. . . . See Price List

**20 ARBOR ASSEMBLY.** Holds grinding wheels, wire or fiber brushes, etc. Ship. wt. each, 1 lb. 84 KGP 2996—1/2-in.—24 thread . . . See Price List 84 KGP 2997—3/8-in.—18 thread. . . See Price List

**21 MITER GAUGE EXTENSION.** Provides extra large miter gauge face. Polished hardwood. Attach to miter gauge with mounted knurl studs. 84 KGP 3461—Ship. wt. 1 lb. . . . See Price List

**22 JOINTER AND SHAPER FENCE.** Fits in table insert opening. For jointing, shaping or moulding in vertical or horizontal position, at any angle. Front face adjustable to fine setting by double bearing screw. Takes jointer-cutter (No. 15) above. Use also with routing bits, drum sander. 84 KGP 3454—Ship. wt. 5 lbs. 8 oz. . . See Price List





A Complete home workshop in one precision-built, compact unit . . . only 59 inches long. See pages 50 and 51 for complete description and illustrations of the new 1950 Shopsmith and accessories.

## NEW 1950 SHOPSMITH

*Montgomery Ward*

Chicago • Baltimore • Albany • Kansas City • St. Paul • Denver • Portland • Oakland • Ft. Worth